

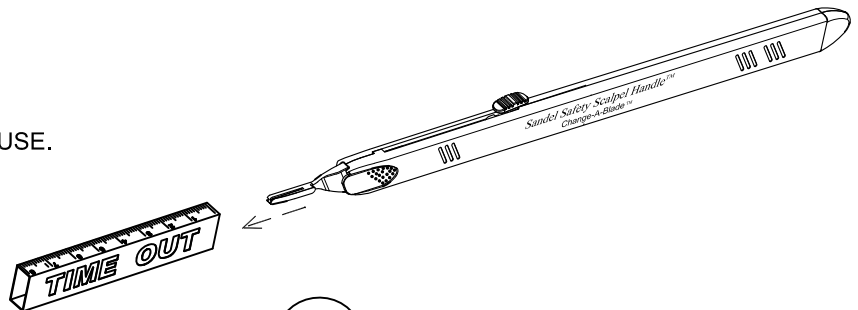
DIRECTIONS FOR USE:
**Sandel Safety Scalpel Handle™ - Long
Change-A-Blade®**

Reorder No. 2200-L

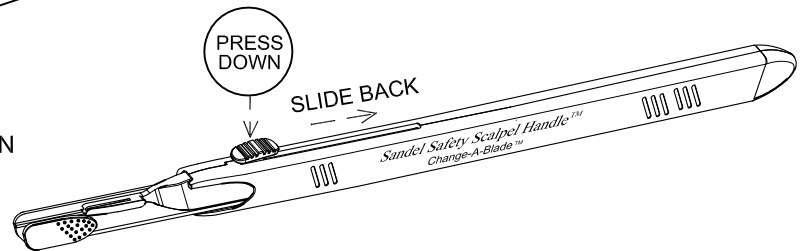
Pat. # US D568,475 S; D542,415

Patent # 00800735-001

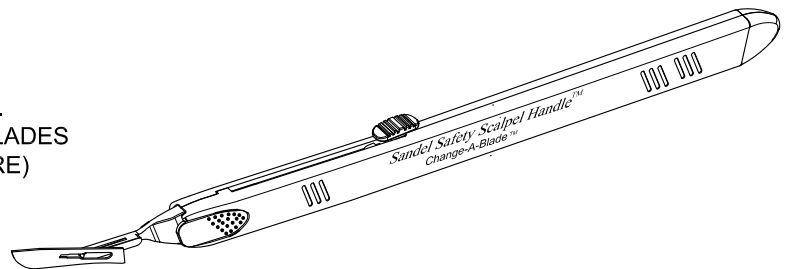
1. REMOVE TIME OUT® SLEEVE PRIOR TO USE.



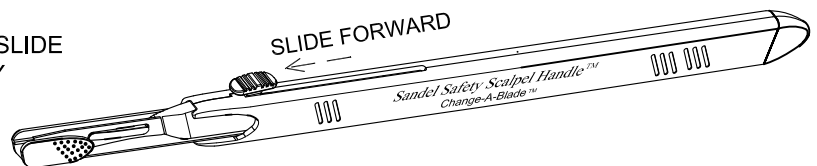
2. TO DISENGAGE SAFETY SHIELD, PRESS DOWN THE BUTTON AND SLIDE BACK.



3. SAFELY LOAD BLADE ONTO SCALPEL HANDLE.
(USE THE CHANGE-A-BLADE WITH AS MANY BLADES
AS REQUIRED FOR THE SURGICAL PROCEDURE)



4. AFTER THE BLADE IS SECURELY LOADED, SLIDE
THE BUTTON FORWARD UNTIL THE SAFETY
SHIELD IS LOCKED IN TO PLACE.



5. TO REMOVE THE BLADE, USE SANDEL'S SCALPEL
DISARMER™ (REORDER #2241)

NOTE: ACCOMMODATES BLADE # 10, 11, 15, & 15C
CANNOT BE USED WITH BLADE # 12 OR 12B.

Safety means NEVER having to say you're sorry.®

TIME OUT is a trademark of Sandel Medical Industries, LLC.

In the healthcare industry, the color orange is a trademark of Sandel Medical Industries, LLC.


SANDEL LLC
Leaders in Healthcare Safety®

Sandel Medical Industries, LLC
19736 Dearborn Street, Chatsworth, CA 91311
1-818-534-2500 www.sandelmedical.com