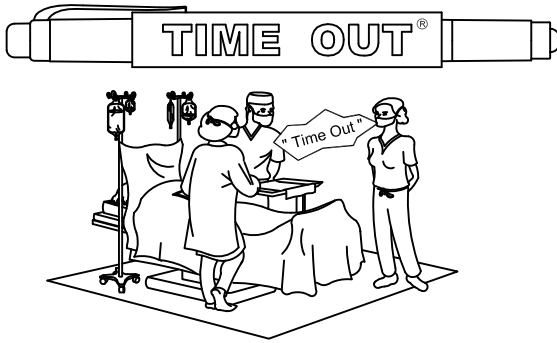


DIRECTIONS FOR USE:
Correct Medication Labeling System™
 (No Flag)

Pat. # US D538,851; D542,415

1 ANNOUNCE A TIME OUT.



2 WRITE IN APPROPRIATE INFORMATION

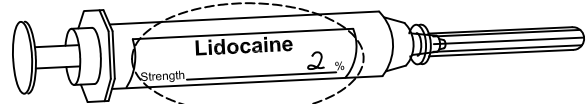
<p style="text-align: center;">Afrin</p> <p>Strength: _____ %</p> <p>Expiration _____</p> <p>Date / Time _____</p>	<p style="text-align: center;">Marcaine</p> <p>Strength: _____ %</p> <p>Expiration _____</p> <p>Date / Time _____</p>
<p>Antibiotic 0.9% Saline Irrigation</p> <p>Name and Strength _____</p> <p>Expiration _____</p> <p>Date / Time _____</p>	<p>Marcaine Epinephrine</p> <p>Strength: <u>.5 % / 1:200,000</u></p> <p>Expiration _____</p> <p>Date / Time <u>2-22 10:00 AM</u></p>
<p style="text-align: center;">Lidocaine</p> <p>Strength: <u>2 %</u></p> <p>Expiration _____</p> <p>Date / Time <u>2-22 10:00 AM</u></p>	<p style="text-align: center;">Papaverine</p> <p>Strength: _____</p> <p>Expiration _____</p> <p>Date / Time _____</p>

4 A SET SPECIMEN STRIP AND MARKER ON BACK TABLE.

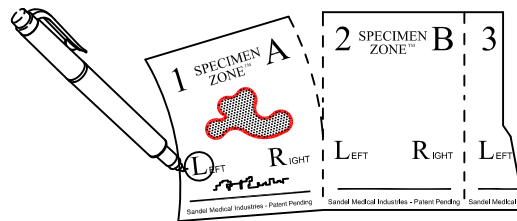
1 SPECIMEN ZONE™ A	2 SPECIMEN ZONE™ B	3 SPECIMEN ZONE™ C	4 SPECIMEN ZONE™ D
L _{LEFT} R _{RIGHT}	L _{LEFT} R _{RIGHT}	L _{LEFT} R _{RIGHT}	L _{LEFT} R _{RIGHT}



3 PLACE LABEL ON SYRINGE



B PLACE SPECIMEN ON SQUARE. WRITE SPECIMEN NAME DIRECTLY ON PAD USING PERMANENT INK. OPTIONAL: IDENTIFY LEFT OR RIGHT. USE NUMBERS OR LETTERS TO COUNT SPECIMENS.



SANDEL LLC
 Leaders in Healthcare Safety®

Sandel Medical Industries, LLC
 19736 Dearborn St. Chatsworth, CA 91311
 818-534-2500 www.sandelmedical.com

Safety means NEVER having to say you're sorry.®
 TIME OUT is a trademark of Sandel Medical Industries, LLC.
 In the healthcare industry, the color orange is a trademark of Sandel Medical Industries, LLC.