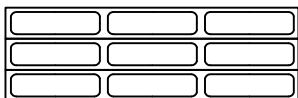
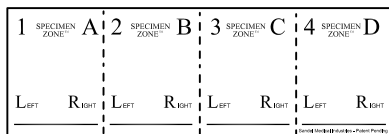


DIRECTIONS FOR USE:
Correct Specimen Zone™ Strip

Pat. # US 7,381,288

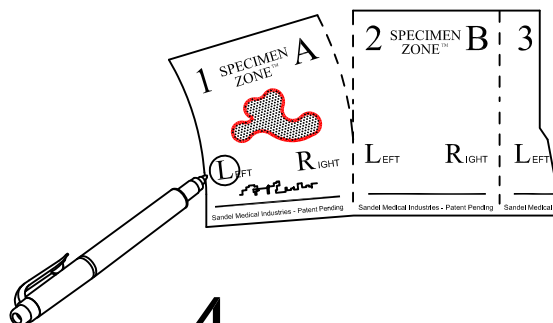
1
 SET SPECIMEN STRIP,
 MARKING PEN AND LABELS
 ON BACK TABLE.



2 PLACE SPECIMEN ON SQUARE.
 WRITE SPECIMEN NAME DIRECTLY
 ON PAD OR LABEL.

(USING PERMANENT INK) Optional: Identify left & right

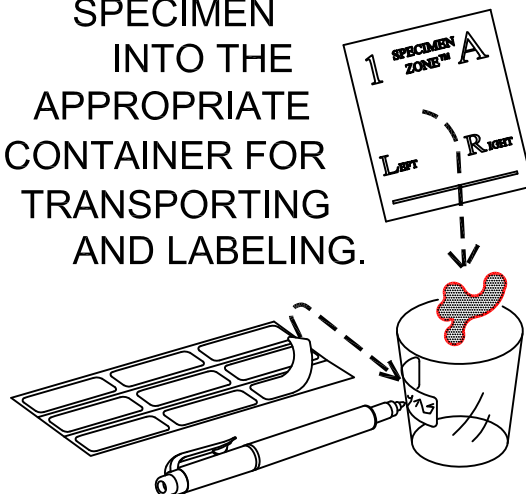
WHEN READY TO TRANSFER TO
 CIRCULATING NURSE TEAR OFF
 SECTION WITH SPECIMEN.



3
 PASS SPECIMEN
 PAD TO CIRCULATING
 NURSE.



4 TRANSFER
 SPECIMEN
 INTO THE
 APPROPRIATE
 CONTAINER FOR
 TRANSPORTING
 AND LABELING.



SANDEL LLC
 Leaders in Healthcare Safety®

Sandel Medical Industries, LLC
 19736 Dearborn St. Chatsworth, CA 91311
 818-534-2500 www.sandelmedical.com

Safety means NEVER having to say you're sorry.®
 TIME OUT is a trademark of Sandel Medical Industries, LLC.
 In the healthcare industry, the color orange is a trademark of Sandel Medical Industries, LLC.